



Monitoring

- Network parameters monitoring
- VoIP connection monitoring
 - Status of VoIP network interface
 - SIP Accounts status
 - Actual calls
 - Operations
 - Local Parameters
 - Remote Party
 - Common parameters
- Ethernet ports monitoring
- ARP Table
- View information on the device
- "Conntrack" submenu
 - Active NAT session
 - List of Connections
- View the route table
- View Call History

To enter the system monitoring mode, select "Monitoring" from the left-hand side panel.

 Some pages do not feature automatic update of the device monitoring data. To obtain the current information from the device, click  button.

Network parameters monitoring

In the "Internet" submenu you can view basic network settings of the device.

NetworkVoIPSystemMonitoring

InternetVoIPEthernet PortsARPDeviceConntrackStatic RoutesCall History

Internet Connection

Access Protocol	DHCP
IP Address	192.168.8.74

Refresh

- *Access protocol* — protocol used for the Internet access.
- *IP Address* — device IP address in the external network.

VoIP connection monitoring

In "VoIP" submenu you can view VoIP network interface status and monitor accounts.

NetworkVoIPSystemMonitoring

InternetVoIPEthernet PortsARPDeviceConntrackStatic RoutesCall History

Status of VoIP Network Interface

IP Address

192.168.8.74

SIP Accounts Status

	No	Account	Local Number	Status	Registration	Expires In	Server Address
<input type="checkbox"/>	1	Account 1	001	Off	None		
<input type="checkbox"/>	2	Account 2	001	Off	None		

Register

Unregister

Actual Calls

Local Parameters			Remote Party				Start Time	Duration	State	Type	Internal Call-ID	SIP Call-ID
Account	Number	Port	Remote	Name	IP Address	Port						

Status of VoIP network interface

- IP Address* — IP address of VoIP network interface.

SIP Accounts status

- a number of account.
- Account* — a name of account.
- Local number* — subscriber phone number assigned to the current account.
- Status* — account status:
 - on;
 - off.
- Registration* — state of registration on proxy server for the group phone number:
 - None* — SIP server registration function is disabled in SIP profile settings;
 - Error* — registration was unsuccessful;
 - Completed* — registration on SIP server successfully completed.
- Expires in* — expiration time of account registration on SIP server;
- Server address* — address of the server on which the subscriber line has been registered at the last time.

Buttons for forced registration or unregistration of selected accounts are located under the table "SIP accounts status".

Actual calls

Operations

Displays allowed operations on actual calls:

Actual Calls												
	Local Parameters			Remote Party				Start Time	Duration	State	Type	Internal Call-ID
	Account	Number	Port	Remote	Name	IP Address	Port					
		50102	23004	85430000		192.168.0.160	12166	05:33:55 06.10.2022	48	talking	outgoing	0x00050000

- answer an incoming call;



- reject an incoming call or finish an answered call.

Local Parameters

- Account* — a name of account through which a call is implemented;
- Number* — a phone number assigned on the account;
- Port* — RTP stream local port.

Remote Party

- Number* — phone number of opposite party;
- Name* — opposite party name;
- IP address* — IP address of opposite party used for RTP;
- Port* — UDP port of opposite party used for RTP stream.

Common parameters

- Start Time* — call start time;
- Duration* — call duration;
- State* — call state. Call might be in the following states:
 - call* — ring-back tone is issued (if an egress call is implemented);
 - incoming calls* — ring tone is issued (if there is an incoming call);
 - conversation*;
 - on hold*;
 - conference*.
- Type* — call type:
 - incoming*;
 - outgoing*.
- Internal Call-ID*;
- SIP Call-ID*.

Ethernet ports monitoring

Network	VoIP	System	Monitoring
Internet	VoIP	Ethernet Ports	ARP
Device	Conntrack	Static Routes	Call History

State of Ethernet Ports					
Port	Connection	Speed	Mode	Transmitted	Received
LAN	On	100 Mbit/s	Full-duplex	13.0 M (13 592 408 B)	42.7 M (44 744 730 B)
PC	Off				

[Refresh](#)

- Port* — port name:
 - LAN* — external network port;
 - PC* — port for PC connection.
- Connection* — state of the connection to the port:
 - On* — a network device is connected to the port (active link);
 - Off* — network device is not connected to the port (inactive link).
- Speed* — data rate of the external network device connected to the port (10/100/1000 Mbps).
- Mode* — data transfer mode:
 - Full-duplex*;
 - Half-duplex*.
- Transmitted* — quantity of bytes sent from the port.
- Received* — quantity of bytes received by the port.




To obtain the current information from the device, click [Refresh](#) button .

ARP Table

In the "ARP" submenu you can view an ARP table. In ARP table you can find information on IP and MAC address correspondence for neighbouring network devices.

Network VoIP System Monitoring			
Internet	VoIP	Ethernet Ports	ARP Device Conntrack Static Routes Call History
ARP Table			
IP Address	MAC Address	Client Name	Interface
192.168.8.48	9A:FF:3B:46:A1:86		Bridge
192.168.8.1	12:01:DE:43:6E:4F		Bridge
192.168.8.46	7E:62:70:11:8C:43		Bridge
Refresh			

- *IP Address* — device IP address;
- *MAC Address* — device address;
- *Client Name* — connected device network name;
- *Interface* — interface of the device active side: LAN, PC and Bridge.



To obtain the current information from the device, click

Refresh

 button.

View information on the device

In the "Device" submenu you can find general device information.

Network VoIP System Monitoring	
Internet	VoIP Ethernet Ports ARP Device Conntrack Static Routes Call History
Device Info	
Product	VP-12P rev.B
Firmware Version	1.0.0.100
Hardware Version	2.0
Boot Version	1.0.0.100
Factory MAC Address	98:4D:31:1E:00:00
Serial Number	10000000
System Time	2020-07-08 14:14:14
Uptime	3 d, 21:53:22

- *Product* — device model name;
- *Firmware Version* — device firmware version;
- *Hardware Version* — device revision;
- *Boot Version* — software version of the device bootstrap;
- *Factory MAC Address* — device address defined by the manufacturer;
- *Serial Number* — device serial number defined by the manufacturer;
- *System Time* — current date and time defined in the system;
- *Uptime* — time of operation since the last startup or reboot of the device.

"Conntrack" submenu

In the "Conntrack" submenu you can find the current active network connections of the device.

Network
VoIP
System
Monitoring

Internet
VoIP
Ethernet Ports
ARP
Device
Conntrack
Static Routes
Call History

Active NAT Session

Active Connections Count

3

Shown Connections Count

3

List of Connections

Protocol	Source Address	Destination IP	Timeout
TCP	192.168.27.86:51319	192.168.8.74:80	8 s
TCP	192.168.27.86:51326	192.168.8.74:80	4 d 23 h 59 min 59 s
TCP	192.168.27.86:51331	192.168.8.74:80	4 d 23 h 59 min 58 s

Refresh

Active NAT session

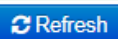
- *Active Connections Count*— total number of active network connections.
- *Shown Connections Count*— number of connections shown in the web interface. In order to maintain high performance of the web interface, maximum number of connections shown is limited to 1024. You can view other connections with the device command console (*cat /proc/net /nf_conntrack*).

List of Connections

- *Protocol*— protocol that the connection is being established through;
- *Source Address*— source IP address and port number;
- *Destination IP*— destination IP address and port number;
- *Timeout*— time period until the connection termination.



To obtain the current information from the device, click



button.

View the route table

In the "Static Routes" submenu you can view the device route table.

Network

VoIP

System

Monitoring

Internet

VoIP

Ethernet Ports

ARP

Device

Conntrack

Static Routes

Call History

Route Table

Destination	Gateway	Genmask	Flags	Metric	Ref	Use	Interface
192.168.7.0	192.168.8.7	255.255.255.0	UG	0	0	0	br0
192.168.46.0	192.168.8.9	255.255.255.0	UG	0	0	0	br0
192.168.47.0	192.168.8.10	255.255.255.0	UG	0	0	0	br0
192.168.45.0	192.168.8.8	255.255.255.0	UG	0	0	0	br0
192.168.8.0	0.0.0.0	255.255.255.0	U	0	0	0	br0
0.0.0.0	192.168.8.1	0.0.0.0	UG	0	0	0	br0

Refresh

- *Destination* — IP address of destination host or subnet that the route is established to;
- *Gateway* — gateway IP address that allows for the access to the "Destination";
- *Genmask* — subnet mask;
- *Flags* — specific route attributes. The following flag values exist:
 - **U** — means that the route is created and passable;
 - **H** — identifies the route to the specific host;
 - **G** — means that the route lies through the external gateway. System network interface provides routes in the network with direct connection. All other routes lie through the external gateways. 'G' flag is user for all routes except for the routes in the direct connection networks;
 - **R** — means that the route most likely was created by a dynamic routing protocol running on a local system with the 'reinststate' parameter;
 - **D** — means that the route was added on reception of the ICMP Redirect Message. When the system learns the route from the ICMP Redirect message, the route will be added into the routing table in order to exclude redirection of the following packets intended for the same destination. Such routes are marked with the 'D' flag;
 - **M** — means that the route was modified — likely by a dynamic routing protocol running on a local system with the 'mod' parameter applied;
 - — means buffered route with corresponding record in the ARP table;
 - — means that the route source in the core routing buffer;
 - **L** — means that the route destination is an address of this PC. Such 'local routes' exist in the routing buffer only;
 - — means that the route destination is a broadcasting address. Such 'broadcast routes' exist in the routing buffer only;
 - **I** — means that the route is related to the loopback interface. Such 'internal routes' exist in the routing buffer only;
 - **!** — means that datagrams sent to this address will be rejected by the system.
- *Metric* — defines route cost. Metrics allows you to sort the duplicate routes, if they exist in the table;
- *Ref* — identified number of references to the route for connection establishment (not used by the system);
- *Use* — number of route detections performed by IP protocol;
- *Interface* — name of the network interface that the route lies through.



To obtain the current information from the device, click

Refresh

button.

View Call History

In the "Call history" submenu you can view the list of performed phone calls and the summary for each call.

The device RAM can store up to 10,000 records for performed calls. If the record number exceeds 10,000, the oldest records (at the top of the table) will be removed, and new ones will be added at the end of the file.

Call log statistics will not be collected, when the history size is zero.

